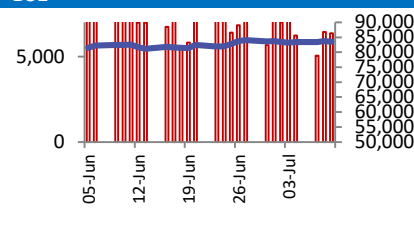
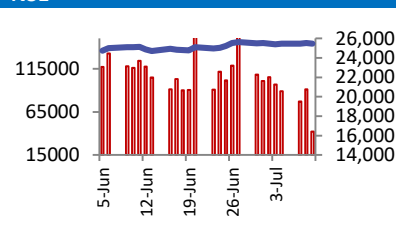


BSE



Open	83626
High	83781
Low	83382
Close	83536
Change	-176
Volume (Lacs)	8125
Turnover (Rs.inCr)	6355

NSE



Open	25515
High	25549
Low	25424
Close	25476
Change	-46
Volume(Lacs)	95306
Turnover(Rs.in Cr)	42347

World Markets	Current	Previous	Pt. Chg	Var(%)
Dow	44458	44241	218	0.5%
Dow Futures	44671	44719	(48)	-0.1%
Nasdaq	20611	20418	193	0.9%
FTSE	8867	8854	13	0.1%
Nikkei	39611	39821	(211)	-0.5%
Hang Seng	23878	23892	(15)	-0.1%
Gift Nifty	25548	25530	18	0.1%
Straits Singapore	4074	4058	16	0.4%
South Korea	3168	3134	34	1.1%
Taiwan	22595	22527	68	0.3%
Shanghai	3508	3493	15	0.4%

Commodity Prices	Current	Previous	Pt. Chg	Var(%)
Copper (\$/MT)	9631	9791	(160)	-1.6%
Alumin (\$/MT)	2597	2586	11	0.4%
Zinc (\$/MT)	2743	2721	22	0.8%
Brent Crude (\$/bbl)	70	70	0	0.0%
Gold (\$/Ounce)	3319	3314	6	0.2%
Silver (\$/Ounce)	36	36	0	0.1%
Light Crude (\$/bbl)	68	68	(0)	-0.1%
N G (\$/mmbtu)	3	3	0	0.1%
Sugar (\$/MT)	480	466	14	3.1%
Rubber (Rs./kg)	205	204	1	0.4%
Baltic Dry Index	1423	1431	(8)	-0.6%

Currency Exchange Rate	Current	Previous	Var(%)
Rs./ \$ rate	85.68	85.70	-0.02%
Rs./ Euro	100.37	100.63	-0.25%
Rs./Chinese Yuan	11.94	11.93	0.06%
Yen / \$ rate	146.07	146.33	-0.18%
\$ US/Euro	1.17	1.17	0.15%

Dollar Index	Current	Previous	Var(%)
Dollar Index	97.36	97.56	-0.20%

Support/ Resistance Levels for Today		
	Nifty	Bank Nifty Fut
Support 1	25400	57200
Support 2	25370	57000
Resistance	25540	57640

Securities in Ban For Trade	
RBLBANK	HINDCOPPER

Market Review

US: US stocks rose on Wednesday as Nvidia shares jumped to a fresh all-time high, with the AI chip maker becoming the first company to ever cross a \$4 tn market cap.

Asia: Asia-Pacific markets opened mixed on Thursday as traders assessed the Bank of Korea's decision to keep rates steady, as well as U.S. President Donald Trump's announcement to slap a 50% tariff on Brazilian imports beginning Aug 1.

India: Indian benchmark indices ended lower on Wednesday, weighed down by losses in IT, oil & gas sectors, and a drop in Reliance Industries. Caution prevailed amid ongoing uncertainty around U.S. tariff moves and a potential U.S.-India trade deal. **Market is expected to open on a flattish note and likely to witness a range bound move during the day.**

Global Economy: Japan's annual wholesale inflation slowed in June for the third successive month, data from the Bank of Japan showed on Thursday, backing up the central bank's view that price pressure from rising raw material costs will gradually dissipate. While food prices continued to rise steadily, some analysts said they expect inflationary pressure to moderate in coming months as pain from U.S. tariffs on Japan's economy intensifies.

A downturn in Britain's housing market that followed a tax hike on property transactions in April eased off in June, according to chartered surveyors who expect a broadly flat picture in the months ahead. The Royal Institution of Chartered Surveyors said on Thursday its measure of new buyer enquiries turned positive for first time since December and agreed sales also improved. But the change suggested a stable market rather than an upturn.

Commodities: Oil prices saw a dip on Thursday. This happened because of new tariffs announced by U.S. President Donald Trump. Market watchers think these tariffs could slow down global economic growth. They also worry about demand for oil. Trump also threatened Brazil with tariffs.

Gold prices edged higher on Thursday, helped by a slight retreat in the dollar and bond yields, while investors kept a close tab on trade negotiations as U.S. President Donald Trump broadened his tariff war.

Currency: The U.S. dollar slipped further from a two-week high versus major peers on Thursday, as President Donald Trump's latest tariff salvos failed to shake markets, except in Brazil where a threatened 50% levy sent the real sliding as much as 2.8% overnight.

FII Derivative Transactions (Rs. Cr)

Contracts	Purchase		Sell		Net	Open Interest (OI)		OI (Previous day)		Change	
	Contract	Value	Contract	Value		Contract	Value	Contract	Value	Contract	Value
Index Future	9000	1746	14192	2737	(991)	169769	32698	165855	32008	3914	690
Index Option	5798277	1111789	5817324	1115075	(3286)	1450771	278432	1372520	264226	78251	14206
Stock Future	240056	16858	251800	17416	(558)	5530855	390963	5515683	390580	15172	383
Stock Option	304309	21961	280112	20463	1498	845179	59598	854162	60617	(8983)	(1019)
Total	6351642	1152354	6363428	1155691	(3337)	7996574	761691	7908220	747431	88354	14260

FII All Activity-BBG (Rs Cr)		Buy	Sell	Net
2-Jul-25		15016	15764	(747)
3-Jul-25		10833	13442	(2609)
4-Jul-25		8924	8232	692
7-Jul-25		11581	8810	2771
8-Jul-25		12845	12561	284
Month to date- July		74044	72547	1497
FII (Prov.) (Rs Cr)		Buy	Sell	Net
3-Jul-25		10947	12719	(1771)
4-Jul-25		7277	7858	(581)
7-Jul-25		8872	8550	323
8-Jul-25		12039	11997	42
9-Jul-25		12604	12529	74
Month to date-July		76250	81676	(5426)
DII (Prov.) (Rs. Cr)		Buy	Sell	Net
3-Jul-25		12140	11062	1079
4-Jul-25		9948	11067	(1119)
7-Jul-25		10849	9109	1740
8-Jul-25		12924	11593	1331
9-Jul-25		12976	11939	1037
Month to date-July		87568	80012	7557
FII Debt - BBG (Rs. Cr)		Buy	Sell	Net
2-Jul-25		2195	2453	(259)
3-Jul-25		2933	2481	452
4-Jul-25		926	1813	(887)
7-Jul-25		429	1679	(1250)
8-Jul-25		1714	1269	445
Month to date- July		11571	10780	791

Market Breadth	BSE		NSE	
	No.	%	No.	%
Advance	1992	48%	1404	47%
Decline	2013	49%	1497	50%
Unchanged	137	3%	85	3%

Market Turnover	09-Jul	08-Jul	Var (%)
BSE Cash	6355	6442	-1%
NSE Cash	42347	91044	-53%
NSE Futures	85743	87510	-2%
NSE Options	17279306	9094456	90%
Total (Rs.Cr)	17413751	9279452	88%

Volatility Index	09-Jul	08-Jul
Volatility Index	11.94	12.20

Index PE - TTM	09-Jul	Yr. High	Yr. Low
Sensex	23.9	25.2	20.3
Nifty	22.9	24.4	19.6

Corporate News
Ambuja Cements' arm ACC commissions 1.5 MTPA grinding unit at Jharkhand's Sindri

Arm ACC successfully commissioned a brownfield grinding unit project at Sindri Plant, Jharkhand, for 1.5 million tonnes per annum, increasing our total installed cement capacity to 104.45 MTPA. (CNBC)

Asian Paints sells 4.42% stake in Akzo Nobel for Rs 734 Crs

The company has sold its entire holding of 20.1 lakh equity shares or 4.42% stake in Akzo Nobel India at Rs 3,651 per share through the bulk deal mechanism. The total deal value is Rs 734 Cr. (NDTV)

Emcure Pharma's Sanand Oncology Facility Clears US FDA Inspection with Zero Observations

Emcure Pharmaceuticals Limited has announced a significant regulatory development concerning its manufacturing facility located at Sanand, Ahmedabad, Gujarat. The facility, which specializes in oncology products, successfully concluded a Pre-Approval Inspection by the US FDA without any observation. (NDTV)

Economy
Company registrations rise 8.3% in June, LLPs jump 18.4%

Company registrations in India continued their upward trend, rising 8.3% in June, while limited liability partnerships saw an 18.4% increase. This growth, driven by strong economic prospects and eased compliance, reflects investor confidence in India's long-term potential. The June quarter witnessed a 29% surge in company incorporations, signaling sustained entrepreneurial activity. (ET)

SIP inflow crosses Rs 27K Cr-mark in June

Flows into systematic investment plans continued to hit an all-time high of Rs 27269 Cr with 86.4 million contributing accounts in June. Overall net inflows of open-ended schemes rose 66% from May to Rs 49,302 Cr but it is still lower than April level of Rs 2.78 lakh crore. Data also shows that the total SIP AUM rose to Rs 15.3 lakh crore from Rs 14.6 lakh Cr in the month of May. (ET)

International
Nvidia's stock market value hits \$4 trillion on AI dominance

Nvidia briefly reached a market capitalization of \$4 trillion, making it the first company in the world to reach the milestone and solidifying its position as one of Wall Street's most-favored stocks. (Invst)

Top 5 Nifty Gainers	09-Jul	08-Jul	Var(%)
SHRIRAMFIN	681	669	1.8%
BAJFINANCE	941	928	1.4%
HINDUNILVR	2423	2393	1.3%
COALINDIA	387	383	1.2%
ULTRACEMCO	12562	12445	0.9%
Top 5 Nifty Losers	09-Jul	08-Jul	Var(%)
HCLTECH	1674	1708	-2.0%
TATASTEEL	159	162	-1.8%
HINDALCO	674	686	-1.7%
APOLLOHOSP	7469	7565	-1.3%
TECHM	1615	1635	-1.3%

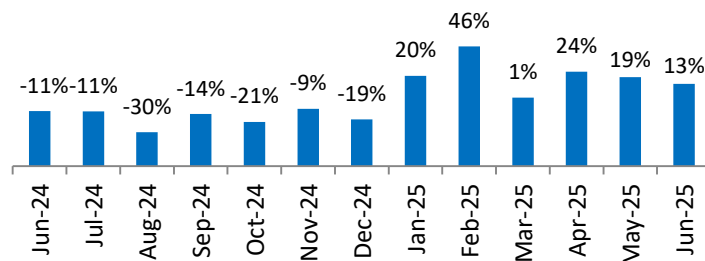
BSE Index Watch	Last	1 day	1 wk	1 mth	1 yr
SENSEX	83536	-0.2%	0.2%	1.4%	4.5%
MIDCAP	46724	-0.1%	0.0%	0.3%	-1.5%
SMLCAP	54805	0.5%	0.6%	1.0%	1.9%
AUTO	53558	0.4%	0.1%	0.5%	-7.2%
BANKEX	63969	-0.1%	0.4%	0.1%	6.8%
Capital Goods	72148	0.0%	0.2%	1.0%	-4.1%
FMCG	20578	0.7%	2.5%	-0.2%	-4.3%
Health Care	44480	-0.1%	0.4%	1.8%	15.3%
IT	37920	-0.7%	-0.3%	0.3%	-0.5%
METAL	31201	-1.4%	-3.2%	-0.9%	-5.3%
Oil & Gas	28150	-1.4%	1.0%	2.7%	-7.6%
Power	6925	0.1%	1.0%	-0.8%	-14.9%
Realty	7519	-1.4%	0.0%	-5.6%	-14.5%

Margin Trading Disclosure (Rs. In Cr)	Last	1 day	1 wk	1 mth	3 mth
Op. Scripwise Outstanding	86986	0.5%	2.9%	7.1%	27.9%
Fresh Exposure	5790	-8.9%	-19.6%	-43.3%	36.1%
Exposure liquidated	5402	-11.3%	-14.1%	-48.8%	32.5%
Closing Net scripwise outstanding	87374	0.7%	2.2%	8.0%	28.1%

NSE USD Futures	09-Jul	08-Jul	Var (%)
June Expiry (Rs./\$)	85.88	85.88	0.0%
July Expiry (Rs./\$)	85.02	85.02	0.0%
Total Turnover (Rs. Crore)	1645	1239	33%

Sectors	TTM PE
Auto	32.11
Auto Ancillary	42.98
Banking	14.65
Engineering	50.26
Cement	74.57
Diamonds & Jewellery	44.12
Housing Finance	24.63
Infrastructure & Const	29.8
Metals-Aluminium	30.4
Metal – Steel	18.55
Oil Expl.	7.29
Pharma	10.1
Power – Gen. Supp.	40.9
Information Tech.	28.09
Sugar	18.49
Telecom Serv. Prov.	41.5
Tyres	31.67

Force Motors Monthly Volume Growth (YoY) (Source: Company data)



10 year G-Sec Yield	Current	Previous	Change
US	4.33%	4.33%	0 bps
Japan	1.50%	1.51%	(1) bps
India	6.31%	6.31%	1 bps
UK	4.61%	4.63%	(2) bps
Libor 3 Mths	4.85%	4.85%	(0) bps

Indian Eco Data	Current	Previous	Var(%)
Forex Reserve (US\$ in bn)	602	703	-14.4%
Inflation - WPI	0.39%	0.85%	(46) bps
Inflation - CPI	2.82%	3.16%	(34) bps

India GDP	Q3FY25	Q2FY25	Var(%)
Growth	7.38%	6.40%	98 bps

Monetary Policy	Current	Previous	Change
Repo Rate	5.50%	6.00%	(50) bps
Reverse Repo Rate	3.35%	3.35%	0 bps
CRR	4.00%	4.00%	0 bps
O/S Banking System Liquidity (Rs bn)	2937	3224	(286.4)

IIP Growth %	May-25	May-24	Apr-Feb
IIP	1.2	6.2	3.1
Capital Goods	2.4	7.0	6.2
Mining	0.4	1.3	2.2
Manufacturing	3.0	5.9	4.2
Electricity	6.3	8.6	3.8

ADR Price Movement

Company	Price (US\$)	Volume	Previous Day Price	Volume	Variance (%)	No. of Share Per ADR	ADR Price (Rs.)	BSE Price	Variance (%)
Infosys Tech	18.82	13092809	18.89	10832422	-0.37%	1	1612.54	1633.70	-1.3%
Wipro	3.07	5783987	3.09	5936148	-0.65%	1	263.05	267.80	-1.8%
Dr.Reddy's	14.76	1499097	14.77	1785025	-0.07%	1	1264.67	1269.40	-0.4%
ICICI Bank	33.75	5031310	33.60	4821234	0.45%	2	1445.89	1431.90	1.0%
HDFC Bank	76.87	1589194	76.17	1623431	0.92%	3	2195.47	2011.20	9.2%

GDR's (US\$)

	Prices	Prev. Close	Change	Var %
L&T	41.35	41.60	(0.3)	-0.6%
RIL	70.00	71.30	(1.3)	-1.8%
SBI	94.40	94.40	0.0	0.0%

US Economy Data	Current	Previous
Inflation (%) (YoY)	2.40%	2.30%
Unemployment (%)	4.10%	4.20%

Interest Rate (%)	Current	Previous
Fed Rate	4.50%	4.50%

US GDP	Q2CY25	Q1CY25
Growth (QoQ Annualized)	-0.50%	2.40%

China Economy Data	Current	Previous
GDP	5.40%	5.40%
Inflation – CPI (%)	0.10%	-0.10%

Economic Calendar

	Date
Indian GDP Data	29 Aug
Indian Inflation Data CPI	14 July
Indian Inflation Data WPI	14 July
Indian Monetary Policy	06 Aug
India's Industrial Production (IIP)	28 July
US Inflation Data	15 July
US GDP	30 July
US Unemployment Data	01 Aug
US Fed Rate	30 July
China GDP	15 July
China Inflation Data	09 Aug

Event Update

Name	Date	Purpose
Diffusion Engineers Ltd.	10/07/25	Rs.1.50 per share(15%)Final Dividend
Dr. Reddy's Laboratories Ltd.	10/07/25	Rs.8.00 per share(800%)Final Dividend
LMW Ltd.	10/07/25	Rs.30.00 per share(300%)Dividend
Wheels India Ltd.	10/07/25	Rs.7.03 per share(70.3%)Final Dividend
Active Infrastructures Ltd.	11/07/25	Dividend
Apollo Tyres Ltd.	11/07/25	Rs.5.00 per share(500%)Final Dividend
Artemis Medicare Services Ltd.	11/07/25	Rs.0.45 per share(45%)Final Dividend
Atul Ltd.	11/07/25	Rs.25.00 per share(250%)Final Dividend
Bharat Heavy Electricals Ltd.	11/07/25	Rs.0.50 per share(25%)Final Dividend
Can Fin Homes Ltd.	11/07/25	Rs.6.00 per share(300%)Final Dividend
D-Link (India) Ltd.	11/07/25	Rs.15.00 per share(750%)Final Dividend
Dynamic Cables Ltd.	11/07/25	Bonus issue
Garment Mantra Lifestyle Ltd.	11/07/25	First Call of Re.0.30 (Re.0.25 Face Value and Re.0.05 towards Premium (Partly Paid-up Equity Shares (Rights Issue)))
Geojit Financial Services Ltd.	11/07/25	Rs.1.50 per share(150%)Final Dividend
Global Education Ltd.	11/07/25	Dividend
GVP Infotech Ltd.	11/07/25	Dividend
Indus Finance Ltd.	11/07/25	Rs.0.50 per share(5%)Final Dividend
Jenburkt Pharmaceuticals Ltd.	11/07/25	Rs.18.00 per share(180%)Final Dividend
Mahindra Logistics Ltd.	11/07/25	Rs.2.50 per share(25%)Final Dividend
PTL Enterprises Ltd.	11/07/25	Rs.1.75 per share(175%)Final Dividend
Roto Pumps Ltd.	11/07/25	Rs.0.80 per share(80%)Final Dividend
Sarthak Metals Ltd.	11/07/25	Rs.0.50 per share(5%)Final Dividend
Shradha Infraprojects Ltd.	11/07/25	Dividend
Shriram Finance Ltd.	11/07/25	Rs.3.00 per share(150%)Final Dividend
Sundaram Finance Holdings Ltd.	11/07/25	Dividend
UPL Ltd.	11/07/25	Rs.6.00 per share(300%)Final Dividend
Xchanging Solutions Ltd.	11/07/25	Rs.2.00 per share(20%)Final Dividend
Zensar Technologies Ltd.	11/07/25	Rs.11.00 per share(550%)Final Dividend

Bulk Deal As On 09/07/25

BSE					
Security Code	Security Name	Client Name	Deal	Quantity	Price
542020	AKI	AEGIS INVESTMENT FUND	S	556697	15.05
537069	ARNOLD	NAVRATRI SHARE TRADING PRIVATE LIMITED .	S	277000	25
537069	ARNOLD	SHRIVALLABH PITTIE VENTURES LIMITED	B	278504	25
539175	BLUEGOD	JAYESH AMRATLAL SHAH	B	654615	16.79
539175	BLUEGOD	JIGNESH KUMARPAL SHAH	S	300000	17.12
531458	BOSTONBIO	KARAN GUPTA	S	83377	7.03
543435	CLARA	BRIDGE INDIA FUND	B	236550	35.82
512441	ENBETRD	GOKALBHAJ GHEMARBHAI CHAUDHRI	S	8228314	0.57
512441	ENBETRD	NIRAV DINESHBHAI CHAUDHARI	S	5368772	0.57
542668	EVANS	NELSON LIONEL FERNANDES	S	72000	171.9
539449	IGCIL	LOGIHAZE SOLUTIONS PRIVATE LIMITED	S	218000	4.26
539449	IGCIL	OMLATA GOYAL	S	181500	4.26
539449	IGCIL	PRAS INVESTMENT PRIVATE LIMITED	S	294743	4.26
539449	IGCIL	STROTRAM GLOBE PRIVATE LIMITED	S	206849	4.26
539449	IGCIL	STROTRAM GLOBE PRIVATE LIMITED	B	25000	4.25
531328	KRETTOSYS	MANSI SHARE AND STOCK BROKING PRIVATE LIMITED	B	7226990	2.08
531328	KRETTOSYS	MOHAMED IRFAN MOHAMED LATIF SHAIKH	B	4756321	2.08
544437	MARCLOIRE	WHITE SAFFRON GRAINS LLP	B	36000	69.55
542206	NIVAKA	INVESTI GLOBAL OPPORTUNITY FUND PCC - CELL 1	B	697810	3.5
522289	NMSRESRC	NIRAJ RAJNIKANT SHAH	B	38413	63.99
522289	NMSRESRC	PASHUPATI CAPITAL SERVICE PVT LTD	S	25000	63.99
530805	OVL	ARTIBEN JAGDISHBHAI AKHANI	B	160000	3.44
531512	ORIENTTR	NIRAJ RAJNIKANT SHAH	S	100000	25.01
531512	ORIENTTR	SANKET BHARAT SHAH	B	93000	24.99
537839	PHOENIXTN	AL MAHA INVESTMENT FUND PCC - ONYX STRATEGY	B	100000	231
537839	PHOENIXTN	VINIT VIJAY KUMAR	S	100000	231
530095	PRADHIN	SYEDTABREZHUSSAIN	S	6300104	0.31
538452	QUASAR	PRAS INVESTMENT PRIVATE LIMITED	B	4975229	0.43
538452	QUASAR	TECHNOCRAVES SOLUTIONS PRIVATE LIMITED	S	5398324	0.43
526873	RAJGASES	L7 HITECH PRIVATE LIMITED	B	400000	41
535789	SAMMAANCAP	SMALLCAP WORLD FUND INC	S	8000000	122.55
539519	SATTVASUKU	MANJU DEVI	S	1267067	0.95
512399	SERA	ERISKA INVESTMENT FUND LTD	S	1000000	36
512399	SERA	MANISH KISHOR RUPAREL	B	998474	36
539584	SIPTL	AL MAHA INVESTMENT FUND PCC - ONYX STRATEGY	S	9000000	0.38
544399	SRIGEE	ISHAAN TRADEFIN LLP	S	152400	300.95
544399	SRIGEE	ISHAAN TRADEFIN LLP	B	1200	301
544399	SRIGEE	NEO APEX VENTURE LLP	B	93600	300.95
544399	SRIGEE	TOPGAIN FINANCE PRIVATE LIMITED	S	36000	300.95
539117	SUJALA	SANKET BHARAT SHAH	S	40000	62.99
539117	SUJALA	SUNAYANA INVESTMENT COMPANY LIMITED	S	28774	62.83
539117	SUJALA	SUNAYANA INVESTMENT COMPANY LIMITED	B	28664	63.16
523752	TIHL	MACROSILO TECHSOLUTION PRIVATE LIMITED	B	6300000	14.64
523752	TIHL	STROTRAM GLOBE PRIVATE LIMITED	S	2270062	14.64
544433	VALINDIA	LINDEN CAPITAL L P	S	66000	68.2
544433	VALINDIA	NEO APEX VENTURE LLP	B	566400	68.24
544433	VALINDIA	YASHWANT AMRATLAL THAKKAR	S	150000	68.2
539291	VASUDHAGAM	PRADIP DAW	S	245130	5.49
539291	VASUDHAGAM	RAVI MANDAVA	B	525000	5.65
539291	VASUDHAGAM	SRU STEELS LIMITED	B	305000	5.49
524661	WELCURE	ANKUSH RAJKUMAR DABHANE	S	2020631	12.96
524661	WELCURE	ANKUSH RAJKUMAR DABHANE	B	327668	12.95

NSE

Security Code	Security Name	Client Name	Deal	Quantity	Price
AKZOINDIA	Akzo Nobel India Limited	ASIAN PAINTS LIMITED	SELL	2010626	3651
AKZOINDIA	Akzo Nobel India Limited	EASTSPRING INVESTMENTS INDIA CONSUMER EQUITY OPEN LIMITED	BUY	250200	3651
AKZOINDIA	Akzo Nobel India Limited	ICICI PRUDENTIAL MUTUAL FUND	BUY	700000	3651
ARIHANTACA	Arihant Academy Limited	MIT HETAL SHAH	SELL	43600	275
CAPTRU-RE	Capital Trust Ltd	ABHIJIT PATRA	BUY	50000	0.12
CAPTRU-RE	Capital Trust Ltd	AMIT	BUY	100000	0.12
CAPTRU-RE	Capital Trust Ltd	ANANDBHAI SAMANTBHAI DEGARAMA	BUY	80000	0.12
CAPTRU-RE	Capital Trust Ltd	ANIL KUMAR PANDIT	BUY	41666	0.12
CAPTRU-RE	Capital Trust Ltd	ANKIT SAINI	BUY	51000	0.12
CAPTRU-RE	Capital Trust Ltd	AWADHESH KUMAR BHIKHARI MAHTO	BUY	100000	0.12
CAPTRU-RE	Capital Trust Ltd	CHETAN BHANJI VAGHADIA	BUY	100000	0.12
CAPTRU-RE	Capital Trust Ltd	DATTA NARAYAN GADEKAR	SELL	191416	0.12
CAPTRU-RE	Capital Trust Ltd	JINTU KALITA	BUY	200000	0.12
CAPTRU-RE	Capital Trust Ltd	KUMKUM KUMARI	BUY	150000	0.12
CAPTRU-RE	Capital Trust Ltd	LALA SATYAJIT RAY	BUY	100000	0.12
CAPTRU-RE	Capital Trust Ltd	LIJO VARGHESE	BUY	100000	0.12
CAPTRU-RE	Capital Trust Ltd	N L RUNGTA (HUF)	SELL	530522	0.12
CAPTRU-RE	Capital Trust Ltd	NITIN RUNGTA	SELL	133725	0.12
CAPTRU-RE	Capital Trust Ltd	NITIN RUNGTA HUF	SELL	543178	0.12
CAPTRU-RE	Capital Trust Ltd	PAVITHRA ALANGAR	BUY	90909	0.12
CAPTRU-RE	Capital Trust Ltd	RAVIKUMAR	BUY	50000	0.12
CAPTRU-RE	Capital Trust Ltd	REKHABEN RAMESHBHAI SOMAIYA	BUY	50000	0.12
CAPTRU-RE	Capital Trust Ltd	SHASHI RUNGTA	SELL	239000	0.12
CAPTRU-RE	Capital Trust Ltd	SONU SHARMA	BUY	91094	0.12
CAPTRU-RE	Capital Trust Ltd	SUBHASH CHANDRA	SELL	200000	0.12
CAPTRU-RE	Capital Trust Ltd	SURAJ SHESHRAO THAKRE	BUY	50000	0.12
CAPTRU-RE	Capital Trust Ltd	VIKRAMBHAI KANTILAL PUROHIT	BUY	50000	0.12
CEDAAR	Cedar Textile Limited	NECTA BLOOM VCC - NECTA BLOOM ONE	SELL	109000	124.46
CRIZAC	Crizac Limited	ABAKKUS ASSET MANAGER PRIVATE LIMITED	BUY	3672914	298.33
CRIZAC	Crizac Limited	ANANT WEALTH CONSULTANTS PRIVATE LIMITED	BUY	901842	303.76
CRIZAC	Crizac Limited	ANANT WEALTH CONSULTANTS PRIVATE LIMITED	SELL	884702	301.93
FALCONTECH	Falcon Technoproj Ind Ltd	AVDHESH KUMAR AGARWAL	BUY	50400	19.15
FALCONTECH	Falcon Technoproj Ind Ltd	BHARAT SHREEKISHAN PARIHAR	SELL	258000	19.17
FALCONTECH	Falcon Technoproj Ind Ltd	SHUBHAM VIJAYVARGIYA	SELL	51600	19.23
FALCONTECH	Falcon Technoproj Ind Ltd	THE PATNA ELECTRIC SUPPLY COMPANY LIMITED	BUY	55200	19.44
GATECHDVR	GACM Technologies Limited	ELISHA JANGA	SELL	1187725	0.57
GATECHDVR	GACM Technologies Limited	MAHESHBHAI RAMESHBHAI VAGHELA	SELL	1240845	0.58
GATECH	GACM Technologies Limited	VAGHANI VIRAJ	SELL	9960773	0.83
GATECHDVR	GACM Technologies Limited	VIPIN TIWARI	BUY	1502200	0.58
GATECHDVR	GACM Technologies Limited	YASMIN MAHEBOOB AJMERWALA	SELL	997149	0.58
JALAN	Jalan Transolu. India Ltd	YASHIKA CAPITAL FINVEST PRIVATE LIMITED	BUY	135000	6.47
KOTYARK	Kotyark Industries Ltd	NEO APEX VENTURE LLP	BUY	63100	256.35
LOVABLE	Lovable Lingerie Ltd	MULTIPLIER SHARE & STOCK ADVISORS PRIVATE LIMITED	SELL	94000	102.12
LOVABLE	Lovable Lingerie Ltd	SETU SECURITIES PRIVATE LIMITED	BUY	94000	102.13
NECLIFE	Nectar Lifesciences Limit	L7 HITECH PRIVATE LIMITED	BUY	1672623	16.09
CBAZAAR	Net Avenue Technologies L	INVENTUS CAPITAL PARTNERS (MAURITIUS) LIMITED	SELL	128000	5.06
ONDOOR	On Door Concepts Limited	DUANE PARK PRIVATE LIMITED	SELL	36900	168.95
PANACHE	Panache Digilife Limited	PENTAGON STOCK BROKERS PRIVATE LIMITED	SELL	150554	207.43
SAMMAANCAP	Sammaan Capital Limited	SMALLCAP WORLD FUND INC	SELL	17334230	122.56
SILKY	Silky Overseas Limited	MANSI SHARE AND STOCK BROKING PRIVATE LIMITED	BUY	93600	146.65
SILKY	Silky Overseas Limited	NEO APEX VENTURE LLP	SELL	48000	146.65
TVSINVIT	TVS Infrastructure Trust	ALKRAM VENTURE PRIVATE LIMITED	SELL	1575000	100.26
TVSINVIT	TVS Infrastructure Trust	MVS VENTURES PRIVATE LIMITED	SELL	1500000	100.2
TVSINVIT	TVS Infrastructure Trust	PAM FAMILY TRUST	BUY	1500000	100.2

Disclosure:

Research Reports that are published by Nirmal Bang Securities Private Limited (hereinafter referred to as "NBSPL") are for private circulation only. NBSPL is a registered Research Analyst under SEBI (Research Analyst) Regulations, 2014 having Registration no. INH000001766. NBSPL is also a registered Stock Broker with National Stock Exchange of India Limited, BSE Limited, Metropolitan Stock Exchange of India Limited, Multi Commodity Exchange of India Limited and , National Commodity and Derivative Exchange Limited in Capital Market , Equity and Commodities derivatives segments and Currency Derivatives Segment .

NBSPL has other business divisions with independent research teams separated by Chinese walls, and therefore may, at times, have different or contrary views on stocks and markets.

NBSPL or its associates have not been debarred / suspended by SEBI or any other regulatory authority for accessing / dealing in securities Market since last 20 years. NBSPL, its associates or analyst or his relatives do not hold any financial interest (Except Investment) in the subject company. NBSPL or its associates or Analyst do not have any conflict or material conflict of interest at the time of publication of the research report with the subject company. NBSPL or its associates or Analyst or his relatives may or may not hold beneficial ownership of 1% or more in the subject company at the end of the month immediately preceding the date of publication of this research report.

NBSPL or its associates / analyst has not received any compensation / managed or co-managed public offering of securities of the company covered by Analyst during the past twelve months. NBSPL or its associates have not received any compensation or other benefits from the company covered by Analyst or third party in connection with the research report. Analyst has not served as an officer, director or employee of Subject Company. NBSPL / analyst has not been engaged in market making activity of the subject company.

Analyst Certification: The research analysts and authors of these reports, hereby certify that the views expressed in this research report accurately reflects my/our personal views about the subject securities, issuers, products, sectors or industries. It is also certified that no part of the compensation of the analyst(s) was, is, or will be directly or indirectly related to the inclusion of specific recommendations or views in this research. The analyst(s) principally responsible for the preparation of this research report and has taken reasonable care to achieve and maintain independence and objectivity in making any recommendations.

Disclaimer:

The Research Report is for the personal information of the authorized recipient and does not construe to be any investment, legal or taxation advice. NBSPL is not soliciting any action based upon it. Nothing in the research report shall be construed as a solicitation to buy or sell any security or product, or to engage in or refrain from engaging in any such transaction. In preparing the research report, we did not take into account the investment objectives, financial situation and particular needs of the reader.

The research report has been prepared for the general use of the clients of NBSPL and must not be copied, either in whole or in part, or distributed or redistributed to any other person in any form. If you are not the intended recipient you must not use or disclose the information in the research report in any way. Though disseminated to all the customers simultaneously, not all customers may receive the research report at the same time. NBSPL will not treat recipients as customers by virtue of their receiving the research report. The research report is not directed or intended for distribution to or use by any person or entity resident in a state, country or any jurisdiction, where such distribution, publication, availability or use would be contrary to law, regulation or which would subject NBSPL & its group companies to registration or licensing requirements within such jurisdictions.

The report is based on the information obtained from sources believed to be reliable, but we do not make any representation or warranty that it is accurate, complete or up-to-date and it should not be relied upon as such. We accept no obligation to correct or update the information or opinions in it. NBSPL or any of its affiliates or employees shall not be in any way responsible for any loss or damage that may arise to any person from any inadvertent error in the information contained in the research report. NBSPL or any of its affiliates or employees do not provide, at any time, any express or implied warranty of any kind, regarding any matter pertaining to this report, including without limitation the implied warranties of merchantability, fitness for a particular purpose, and non-infringement. The recipients of the research report should rely on their own investigations.

This information is subject to change without any prior notice. NBSPL reserves its absolute discretion and right to make or refrain from making modifications and alterations to this statement from time to time. Nevertheless, NBSPL is committed to providing independent and transparent recommendations to its clients, and would be happy to provide information in response to specific client queries.

Before making an investment decision on the basis of research report, the reader needs to consider, with or without the assistance of an adviser, whether the advice is appropriate in light of their particular investment needs, objectives and financial circumstances. There are risks involved in securities trading. The price of securities can and does fluctuate, and an individual security may even become valueless. International investors are reminded of the additional risks inherent in international investments, such as currency fluctuations and international stock market or economic conditions, which may adversely affect the value of the investment. Opinions expressed are subject to change without any notice. Neither the company nor the director or the employees of NBSPL accept any liability whatsoever for any direct, indirect, consequential or other loss arising from any use of the research report and/or further communication in relation to the research report. Here it may be noted that neither NBSPL, nor its directors, employees, agents or representatives shall be liable for any damages whether direct or indirect, incidental, special or consequential including lost revenue or lost profit that may arise from or in connection with the use of the information contained in the research report.

Copyright of this document vests exclusively with NBSPL.

Our reports are also available on our website

Registration granted by SEBI and certification from NISM in no way guarantee performance of NBSPL or provide any assurance of returns to investors.

Nirmal Bang Research (Division of Nirmal Bang Securities Pvt. Ltd.)

B-2, 301/302, Marathon Innova,
Opp. Peninsula Corporate Park
Off. Ganpatrao Kadam Marg
Lower Parel(W), Mumbai-400013
Board No. : 91 22 6723 8000/8001
Fax. : 022 6723 8010